


**New Hampshire Voter Intent Instructions [v. 0.1]
Windham, NH Audit 2021**


Instructions taken from New Hampshire Election Procedure Manual: 2020-2021

Count any mark that makes it more likely than not that the voter intended to fill in the oval as a vote for that candidate or choice for a question


A. If a cross "X" is marked on a ballot in an imperfect manner, count it if it is possible to determine the intention of the voter from the mark.



B. The mark also is valid outside the oval or square if it is near enough to the oval/square or in line with the name such that it indicates the intent of the voter.



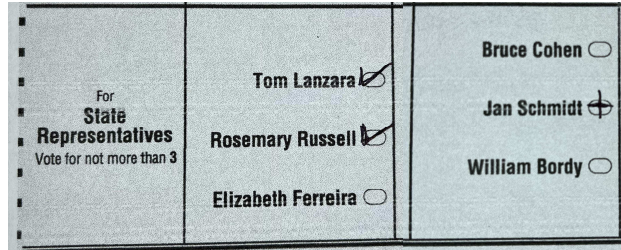
C. A double cross, overlapping Xs, is valid if it is distinguishable from an attempt to obliterate a choice on the ballot.



D. Cross marks or filling in ovals are a directive of the law. However, the Supreme Court directs that a vote be counted if the voter's intent can be determined, even if the voter did not follow the marking instruction. The uniform use of a mark other than "X" or completely filling in

an oval is a valid marking of the ballot. The shape of the mark may change somewhat or be somewhat irregular and still be considered uniform and therefore valid.

E. When there is a different kind of mark (i.e. a ballot marked with checks and crosses intermingled) the marks may be valid.




F. Erasures and obliterations: when two candidates have marks and one of the marks is erased or obliterated, the ballot counts for that office only if the erasure or obliteration is complete.

G. When examining a questionable mark, look at how the voter has marked other races or questions. The pattern of marking used in other areas of the ballot may reveal the intent of the voter.

OVERVOTES

If a voter votes for more names than there are persons to be elected to that office (an overvote), his ballot shall be regarded defective for that one office and the vote(s) shall not be counted for that office. Treat the ballot as if the voter, for that office or question, did not vote for any candidate or for either choice of a question.

If the ballot instructions state, "Vote for not more than 3," and the voter marks 4 candidates for that office, there are more than the permitted number of votes for the office, and the number of overvotes is 3, because the voter has given up 3 choices.



How to Handle Write-In Votes


Write-ins: To vote for a candidate by write-in, the voter needs only to write the name of the person he wishes to vote for on the appropriate line. A mark does not need to be placed in the [oval] opposite the write-in line.

WRITE-IN VOTE FOR CANDIDATE WHOSE NAME IS ALSO PRINTED ON THE BALLOT

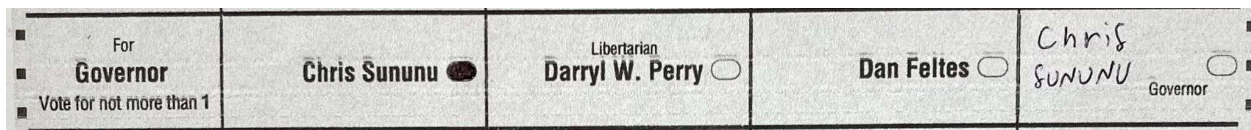
In the case of a write-in vote for a candidate whose name also appears on the ballot as a nominee of a party for the same office or as a candidate at a general election, count the ballot as one vote for that candidate for that office.

For this explanation “Jane Doe” is a candidate for Governor whose name is printed on the ballot [We use candidate “Chris Sununu” for illustration purposes]. Three possibilities exist:

1. The oval beside the printed “Jane Doe” is blank, and the voter writes “Jane Doe” on the write-in line. The oval on the write-in line is blank. Count one vote for “Jane Doe.”



2. The oval beside the printed “Jane Doe” is marked and the name “Jane Doe” is written on the write-in line, but the write-in line oval is blank. The device counted one vote for “Jane Doe” based on the marked oval next to the printed name. Only one vote for “Jane Doe”.



3. The oval beside the printed “Jane Doe” is marked and the name “Jane Doe” is written on the write-in line and the write-in line oval is marked. The device counted the ballot as an overvote (voted for two in a “vote for one race”). The device sees only one vote for a candidate printed on the ballot and a second vote for a write-in. This is only one vote for “Jane Doe”.

